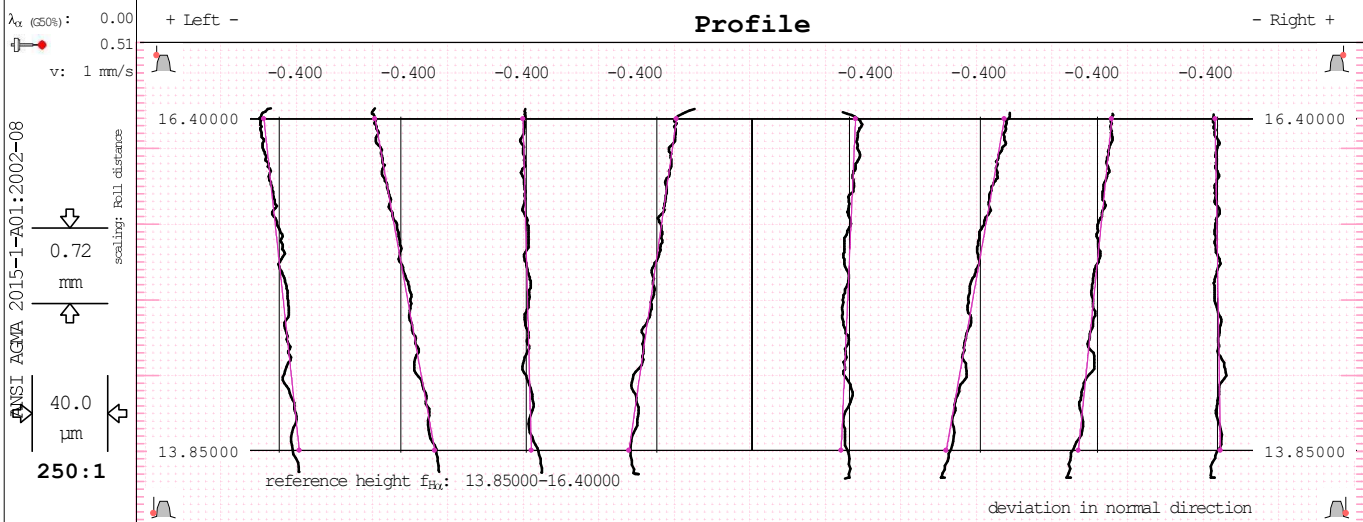




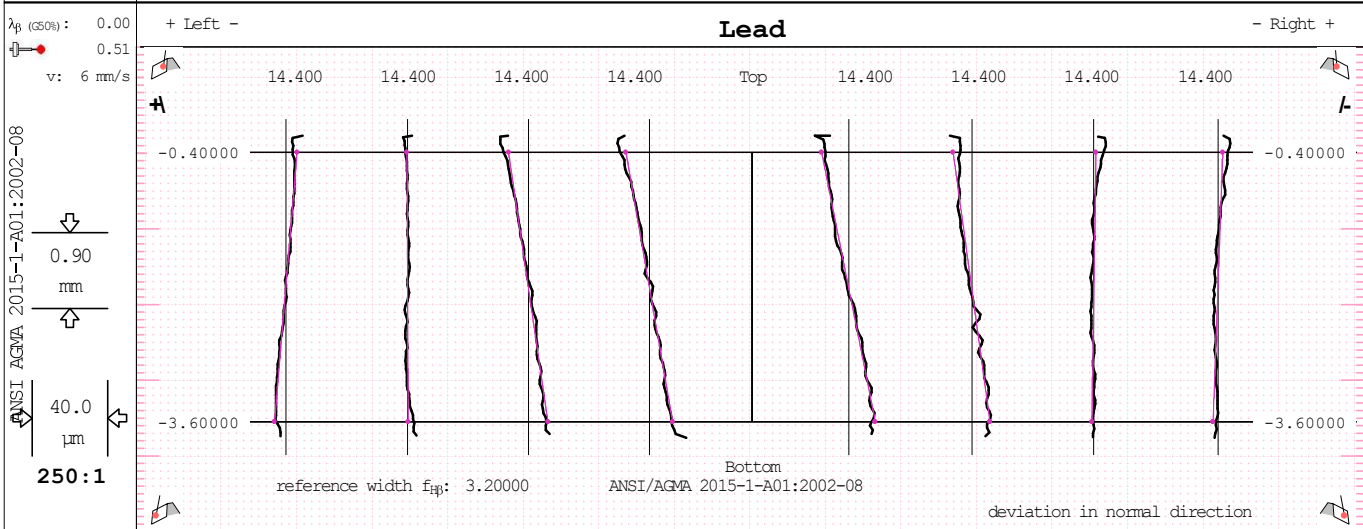
GEAR® PRO involute

Not OK

Operator		Master		Customer	
Workpiece number		24062-16T-pinion		Drawing number	
z		16		T7R1-cv1-pcl (3)	
α_n		20.00000°			
m_n		0.90000 mm			
β		0.00000°			
b		4.00000 mm		d_f/d_a 12.35300/ 16.54700 mm	
External/Tooth		d_b 13.53157 mm		b_{tr}/b_o -3.60000/ -0.40000 mm	



	Q_n	[...]	4	3	2	1	Q_a	Q_a	1	2	3	4	Q_n	[...]
F_α	μm	A10	26.000	19.550	32.604	9.123	24.499	>A11 >A11	10.611	30.369	21.025	7.079	A10	26.000
f_{fx}	μm	A10	20.000	8.142	5.477	6.845	6.112	A10 A10	8.205	6.814	6.948	5.808	A10	20.000
f_{Hk}	μm	A10	± 17.000	18.697	31.604	4.462	-25.104	>A11 >A11	7.618	30.593	17.793	-2.686	A10	± 17.000
\emptyset			F_α 19.277	f_{Hk} -0.327	f_{fx} 7.147				F_α 19.070	f_{Hk} -1.897	f_{fx} 7.504			



	Q_n	[...]	4	3	2	1	Q_a	Q_a	1	2	3	4	Q_n	[...]
F_β	μm	A10	33.000	10.603	4.208	21.039	25.920	A10 A10	26.330	17.619	6.477	7.412	A10	33.000
$f_{f\beta}$	μm	A10	24.000	3.118	3.987	3.519	4.300	A8 A8	3.739	5.782	5.295	4.937	A10	24.000
$f_{H\beta}$	μm	A10	± 24.000	-11.982	0.552	20.798	24.480	A11 A11	28.365	19.510	-2.264	-4.921	A10	± 24.000
\emptyset			F_β 11.952	$f_{H\beta}$ 4.071	$f_{f\beta}$ 4.710				F_β 11.095	$f_{H\beta}$ 5.391	$f_{f\beta}$ 5.240			



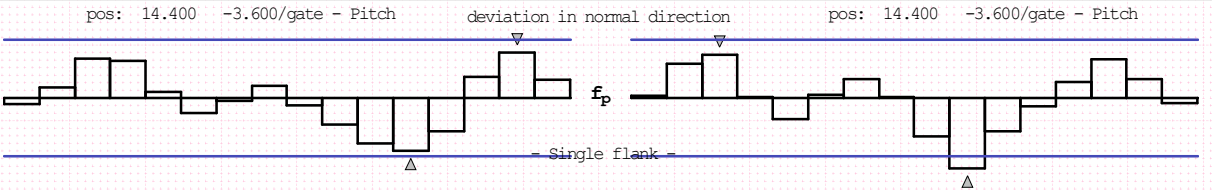
GEAR® PRO involute

Not OK

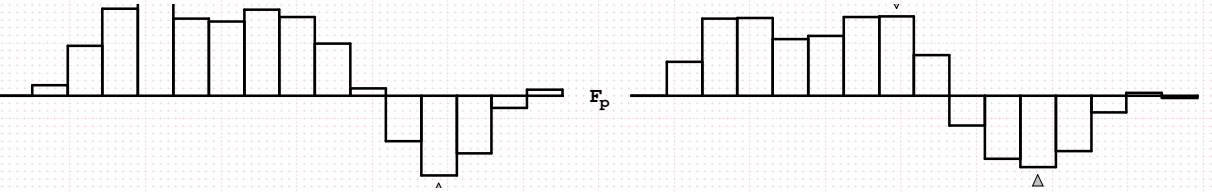
Operator		Master		Customer	
Workpiece number		24062-16T-pinion		Drawing number	
z		16		T7R1-cv1-pcl (3)	
α_n		20.00000°			
m_n		0.90000 mm			
β		0.00000°			
b		4.00000 mm		d_f/d_a 12.35300/ 16.54700 mm	
External/Tooth		d_b 13.53157 mm		b_u/b_o -3.60000/ -0.40000 mm	

0.51

Pitch

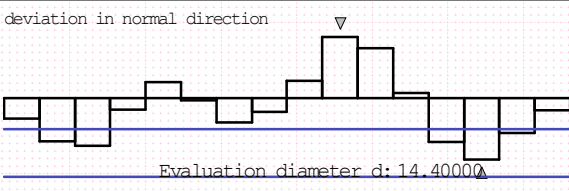


f_p	28.126	Q_a	A10	[...]	Q_n	A10	f_p	37.158	Q_a	A11	[...]	Q_n	A10
-------	--------	-------	-----	-------	-------	-----	-------	--------	-------	-----	-------	-------	-----



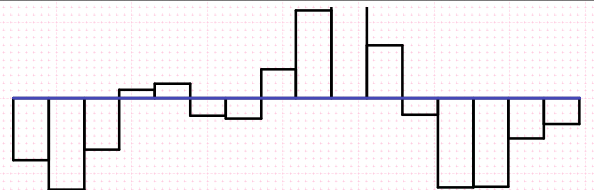
F_p	90.836	Q_a	A10	[...]	Q_n	A10	F_p	79.538	Q_a	A9	[...]	Q_n	A10
-------	--------	-------	-----	-------	-------	-----	-------	--------	-------	----	-------	-------	-----

Tooth thickness variation



R_s	65.087	Q_a		[...]	Q_n	0.000
-------	--------	-------	--	-------	-------	-------

radial runout



F_r	96.909	Q_a		[...]	Q_n	0.000	\emptyset	1.66654
-------	--------	-------	--	-------	-------	-------	-------------	---------

	A_s	0.01104	[...]		$!AE_s$	-0.01104	[...]		M_{rk}	\emptyset 1.55000	[...]
	Max.	0.04908	0.00000		Max.	0.02924	0.02500		Max.	8.40704	8.39447
	Min.	-0.01600	-0.02500		Min.	-0.06660	0.00000		Min.	8.46497	8.39450
	S_s	1.55104	1.54000		E_s	1.27640	1.28743		M_{rk}	\emptyset 1.55000	[...]
	Max.	1.58908	1.54000		Max.	1.31667	1.31243		Max.	16.81399	16.78895
	Min.	1.52400	1.51500		Min.	1.22083	1.28743		Min.	16.84385	16.78900
	w_k	[...]		Diameter	[...]		M_{dr}	\emptyset 1.55000	[...]		
	Max.			$D_{a,max}$	16.56611		16.54700	Max.	16.81399	16.78895	
	Min.			$D_{a,min}$	16.32625		16.39500	Max.	16.84385	16.78900	
	R_w			$D_{f,max}$				Min.	16.77007	16.73800	
			$D_{f,min}$								



GEAR® PRO involute

Not OK

Operator		Master		Customer	
Workpiece number		24062-16T-pinion		Drawing number T7R1-cv1-pcl (3)	
z	16	α_n	20.00000°		
m_n	0.90000 mm	β	0.00000°		
b	4.00000 mm	x	0.19276	d_f/d_a	12.35300/ 16.54700 mm
External/Tooth	d_b		13.53157 mm	b_{ψ}/b_0	-3.60000/ -0.40000 mm

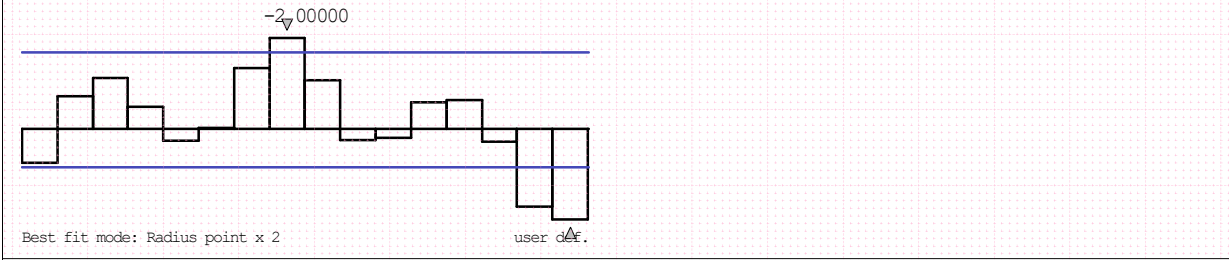
0.51

Tip

Diameter

Root

100.0
μm
100:1



[...]		
$D_{a,max}$	16.56611	16.39500/16.54700
$D_{a,min}$	16.32625	16.39500/16.54700
$D_{a,mean}$	16.45539	16.39500/16.54700
R_{Da}	0.23986	